FEBRUARY

KEEP CALM AND HOOT ON

WHITON ELEMENTARY SCHOOL aWESOme news

February 7, 2014

February Dates to Remember

February 14th
School Closed
Staff In-Service

February 20th
PTO Meeting at BCMS

February 28th
February
Birthday Celebrations

Celebrate BLACK HISTORY MONTH

Snow Watch

Please be alert to inclement weather for possible closings or school delays.

Be sure to check the district web-site for the most up to date information.

From the Desks of Ms. Gensel & Mrs. Shah

It is hard to believe that we have entered into the second month of 2014! The surge of snow and ice certainly made January pass in the blink of an eye. Please be advised that with the inclement weather and our current state of school closings, the Board of Education will vote on the following changes to our school calendar on February 13th:

The following days will be approved to be open and in session (regular days):

- Monday, February 17th
- Monday, April 21st

School will be closed on Friday, February 14th.

Happy Valentines Day!

Please obey our rules

At Whiton, we are learning to...

- Take care of ourselves.
- Take care of our friends.
- Take care of our school.

Owl be watching!

Parent Pick-Up Safety

⇒ **Please drive on the RIGHT side of the road.**

⇒ **Please be careful when pulling out of parking spaces, as children are small and cannot be seen well.**

⇒ **Children need to walk with their parents at all times.**



Technology in Kindergarten

By Laura Porcaro, K-8 Instructional Supervisor of Achievement, Performance Excellence & Technology

The kindergarten students are currently in the process of taking a math and language arts screener called "Let's Go Learn", which will provide us with data regarding where students currently are developmentally in those areas. Based on the results of that screening, iPad apps will be assigned to students so they may utilize them in centers in the classrooms.

math news

It's a new year and most people set new goals to be achieved. Math is no different. Set Math goals with your child for the upcoming year. Have discussions on their strengths and weaknesses. Look over past work and gather data in where to start. Most students at this time are practicing automaticity of their facts. Try graphing the data and having your child set goals based on that data! When students know where they are going, they are much more likely to get there!

Check out the Required Fluencies by Grade Level as prescribed by the Common Core State Standards to help you get started:

Grade 1: (1.OA.C.6) Add/subtract within 10.
Grade 2: (2.OA.B.2) Single-digit sums and differences (sums from memory by end of Grade 2)
(2.NBT.B.5) Add/subtract within 100
Grade 3: (3.OA.C.7) Single-digit products and quotients (products from memory by end of Grade 3)
(3.NBT.A.2) Add/subtract within 1000

For additional information, visit achievethecore.org.

Third grade students and staff worked collectively to celebrate the Super Bowl, and help the Food Bank Network of Somerset County with their own "Soup-er Bowl." The children brought in soup (or other canned goods), which they placed in areas designated for the Seahawks or the Broncos to indicate which team they wanted to win in the Super Bowl. The Broncos received an overwhelming number of votes. Participants were encouraged to wear sports clothing on Friday as well. Congratulations for Mrs. Eelman's class for bringing in the greatest number of donations. The items were sorted, counted and packed, all totaling 689 cans!!! We thank Mrs. Heidi Davis for kindly transporting the canned goods to the Food Bank Network of Somerset County. Thanks to all participants! Way to go Whiton Third Graders!

ESL news

By Danielle Cordaro

For the month of December, our ESL students have been learning all about different holiday traditions that occur across different cultures. I was so excited to learn about how some of my students celebrate their holidays! To kick off winter, some of our ESL students made snowflakes to hang outside of our room. Some of our English Language Learners wrote all about their holiday traditions, drew pictures, and presented their papers in front of the class. We learned how to say Happy Holidays, Santa Clause, and Merry Christmas all in different languages! It was a great experience and so much fun!

Holidays Around the World

By Mrs. LeoGrande

In December the students in Mrs. LeoGrande's class had their Holidays Around the World Celebration. They learned many songs about Hanukah, Christmas, Diwali, and Kwanzaa. The children are so happy to be back from the holiday break. They have gotten back into the routine of school. January has brought an abundance of snow and ice which has been an inspiration for art projects. They made snowmen, mittens, ice skates, and icicles. They are learning 1:1 correspondence by making snowballs with Play-doh using the math mats. Every child has been diligently working on writing his name. The children are excited to learn new finger plays and this month they have mastered rote counting to five by reciting the finger play "Five Little Snowmen." January has been a great month!

News from Mrs. Kinney's Room

We have begun our Balls and Ramps Unit in Science. During this unit, students will be learning all about how different balls move when they are bounced, thrown, and rolled, either on the floor or on ramps. The students will explore several ways balls can be made to move: by pushing, dropping, and rolling down an incline. They will discover the physical properties of balls (size, shape, weight, surface texture, and composition) affect the way move on flat surfaces. But as the students experiment rolling balls down inclines, they may be surprised to find that the physical properties of the ball affect a ball's motion less on a ramp than on a flat surface. Students will engage in a variety of interdisciplinary skills by keeping a science notebook, listening to read-alouds, and working with others in small groups.

Technology News

By Ms. Patente

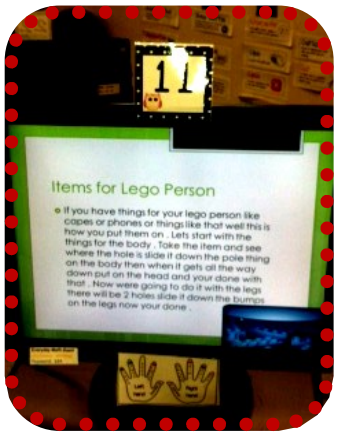

Third grade students just finished their first presentation using PowerPoint. They did such a wonderful job, especially since more than 80% had never heard of PowerPoint until this year! The students took an online survey and the data provided helped me to understand their prior knowledge of PowerPoint. Over the last few weeks we learned many features, including how to insert a text box, change the slide design, text and also inserting clip art. They had to include transitions as well. Children were instructed to make a 3-5 slide presentation about any topic they desired. These presentations are a prelude to what they will be creating at the end of the year, where they will be including sound, animation and also facts they find on the internet!



Reading Nonfiction Texts

By Linda Kaminsky

Many children love to read about science, nature, as well as, real people, places and events. There are many benefits of reading informational texts. Informational texts give children the opportunity to learn more about their world. Young readers are drawn to texts that explain something they have always wondered about or that give information about something. Children need to be exposed to a variety of informational texts to help develop their background knowledge, vocabulary, and comprehension skills.

Informational texts can include nonfiction books, magazines, newspapers, maps, brochures, and more. Since most children read a lot more fiction than nonfiction, it is important to spend time helping your reader navigate a nonfiction text. For beginning readers, talking about nonfiction is a good way to begin. Nonfiction texts give us information that is true and is written about a specific topic or idea. A good way to help your child understand the difference between fiction and nonfiction is to sort your home library into fiction and nonfiction books.

To help build children's reading comprehension of informational texts:

-encourage your child to preview the headings before reading

-preview and discuss the words in bold type before reading

--discuss charts and graphs

-encourage your child to use pictures and captions to help build comprehension

-after reading, discuss what the text is about in 1 or 2 sentences

-most informational texts contain a great deal of information – ask your child to discuss three big ideas

With help and guidance you can introduce your child to a new world of information!